

SCHAEFER BRUSH

QUALITY | SERVICE | INTEGRITY



BRUSHES FOR:

HVAC / REFRIGERATION

Pre-engineered and custom brushes tailored to meet the needs of HVAC and Refrigeration technicians and maintenance/repair businesses to prepare and maintain heating, venting and air conditioning systems.



SCHAEFER BRUSH

QUALITY | SERVICE | INTEGRITY



Schaefer Brushes are industrial quality, long-lasting, efficient cleaning tools designed to perform under heavy use by tradesmen, manufacturers and maintenance professionals. Our in-house design and engineering teams, manufacturing capabilities and extensive inventory makes us the right choice for both your most common and custom brush needs.

THE MOST RESPONSIVE SERVICE AND PRODUCT AVAILABILITY

Distributors and manufacturers value Schaefer Brush's product availability and reliability, competitive pricing, and our timely response to customer needs. End users value the durability and reliability of our brushes.

In business since 1905, Schaefer Brush has extensive experience in brush applications, bolstered by engineering expertise for designing custom brushes, complete brush systems, and brush components for machinery. With an extensive portfolio of tradesman quality brushes in stock and unlimited custom brush capabilities, we are one of the most diverse brush manufacturers in the industry.

Our pre-engineered and custom brushes are tailored to meet the needs of HVAC technicians and maintenance/repair businesses to prepare and maintain heating, venting and air conditioning systems.

Our wire wheel and cup brushes offer a unique alternating knot design that reduces power tool vibration, lowers operator fatigue, and extends the life of the brush.

We know the requirements of cleaning and preparing HVAC/R systems to keep things running efficiently. Our products are engineered to remove dust and dirt to keep compressors running at an optimum level allowing for longer system life. We have carefully designed fitting brushes that allow for preparation of both the insides and outsides of copper fittings for proper sweating. If you can't find exactly what you are looking for, contact us at **800-347-3501** and our knowledgeable staff will assist you.



PROUDLY MADE IN AMERICA



Schaefer Brush's 70,000-square-foot facility in Waukesha (located west of Milwaukee), Wisconsin, includes automatic twisting machines, automatic staple machines, engineering, and a fully equipped and staffed machine shop. That capacity allows us to get product to distributors and end users quickly.

Our customer service staff is ready to take your calls between 8 a.m. and 4:30 p.m., Central Time, toll-free at **800-347-3501**.

Schaefer Brush

1101 South Prairie Ave. | Waukesha, WI 53186

Phone Number: **800-347-3501** | 262-547-3500

Fax Number: 262-547-3927 | Email: cs@schaeferbrush.com

Web: schaeferbrush.com

MARKETS: **TRADESMAN QUALITY BRUSHES**

Modern technology and equipment deliver precision and quality combined with the talent, knowledge, and dedication of our team, enables Schaefer Brush to deliver tradesman quality brushes for a variety of markets including HVAC/ Refrigeration, Plumbing, Maintenance and Manufacturing.

HVAC/REFRIGERATION

**FITTING BRUSH | TUBE BRUSH | BOILER/FURNACE BRUSH
CHIMNEY BRUSH | HVAC/REFRIGERATION ACCESSORIES**

Our pre-engineered and custom brushes are tailored to meet the needs of HVAC technicians and maintenance/repair businesses to prepare and maintain heating, venting and air conditioning systems.



PLUMBING

FITTING BRUSH PLUMBING | PLUMBING ACCESSORIES

Schaefer Brush offers a wide variety of copper fitting and plumbing tools and accessories. These include Stainless Steel and Carbon filament fitting brushes to clean and deburr fittings and tubing in a variety of plumbing applications.



MRO/INDUSTRIAL

INDUSTRIAL TUBE BRUSH | SCRATCH BRUSH | SCRUB BRUSH | CHIP BRUSH


Schaefer's brushes fulfill many needs and are widely used for surface preparation, treatment, and scheduled maintenance to keep manufacturing equipment performing at its best.



CONVEYOR CLEANING

CHANNEL/BEAM SWEEP | S-VECO SELF CLEANING ASSEMBLY MODULAR

Schaefer Brush offers cleaning solutions for conveyor systems that are used in surface cleaning and preparation processes.



| | | | |
|--|--------------|--|--------------|
| FITTING BRUSH..... | 4-5 | CHIMNEY BRUSH..... | 17-21 |
| HAND-FITTING BRUSH..... | 4 | PELLET STOVE BRUSH..... | 17 |
| 900 SERIES - PREMIUM STAINLESS STEEL DOUBLE SPIRAL / DOUBLE STEM..... | 4 | POLYPROPYLENE SINGLE SPIRAL / SINGLE STEM..... | 17 |
| 800 SERIES - STANDARD STAINLESS STEEL SINGLE SPIRAL / SINGLE STEM..... | 4 | NYLON SINGLE SPIRAL / SINGLE STEM..... | 17 |
| 700 SERIES - STANDARD STAINLESS STEEL SINGLE SPIRAL / SINGLE STEM..... | 5 | PRO-CLEAN HOME CHIMNEY BRUSH..... | 17-18 |
| POWER FITTING BRUSH..... | 5 | PRO-CLEAN HOME - ROUND - OIL TEMPERED WIRE SINGLE SPIRAL / DOUBLE STEM..... | 17 |
| 9700 SERIES - HEX SHAFT STAINLESS STEEL SINGLE SPIRAL / SINGLE STEM..... | 5 | PRO-CLEAN HOME - SQUARE - OIL TEMPERED WIRE SINGLE SPIRAL / DOUBLE STEM..... | 18 |
| 8700 SERIES - TWISTED STEM STAINLESS STEEL SINGLE SPIRAL / SINGLE STEM..... | 5 | PRO-CLEAN HOME - RECTANGLE - OIL TEMPERED WIRE SINGLE SPIRAL / DOUBLE STEM..... | 18 |
| TUBE BRUSH..... | 6-13 | PRO-CLEAN HOME - ROUND - POLYPROPYLENE SINGLE SPIRAL / DOUBLE STEM..... | 18 |
| CONDENSER BRUSH..... | 6-10 | PRO-SWEEP CHIMNEY BRUSH..... | 19-21 |
| NYLON SINGLE SPIRAL / SINGLE STEM..... | 6 | PRO-SWEEP MEDIUM DUTY - ROUND - OIL TEMPERED WIRE SINGLE SPIRAL / DOUBLE STEM..... | 19 |
| BRASS SINGLE SPIRAL / DOUBLE STEM..... | 7 | PRO-SWEEP MEDIUM DUTY - ROUND - POLYPROPYLENE SINGLE SPIRAL / DOUBLE STEM..... | 19 |
| STAINLESS STEEL EXTRA STIFF DOUBLE SPIRAL / DOUBLE STEM..... | 7 | PRO-SWEEP HEAVY DUTY - ROUND - OIL TEMPERED WIRE DOUBLE SPIRAL / DOUBLE STEM..... | 19 |
| STAINLESS STEEL SINGLE SPIRAL / DOUBLE STEM..... | 8 | PRO-SWEEP HEAVY DUTY - SQUARE - OIL TEMPERED WIRE DOUBLE SPIRAL / DOUBLE STEM..... | 20 |
| STAINLESS STEEL DOUBLE SPIRAL / DOUBLE STEM..... | 9 | PRO-SWEEP HEAVY DUTY - RECTANGULAR - OIL TEMPERED WIRE DOUBLE SPIRAL / DOUBLE STEM..... | 20 |
| SPIN GRIT SINGLE SPIRAL / SINGLE STEM..... | 9 | PRO-SWEEP HEAVY DUTY - ROUND - POLYPROPYLENE SINGLE SPIRAL / DOUBLE STEM..... | 20 |
| SPIN CLEAN SINGLE SPIRAL / SINGLE STEM..... | 10 | PRO-SWEEP FLAT STEEL WIRE - ROUND SINGLE SPIRAL / DOUBLE STEM..... | 21 |
| FLUE BOILER BRUSH..... | 10-13 | PRO-SWEEP FLAT WIRE - SQUARE - OIL TEMPERED WIRE SINGLE SPIRAL / DOUBLE STEM..... | 21 |
| NYLON SINGLE SPIRAL / DOUBLE STEM..... | 10 | PRO-SWEEP FLAT WIRE - RECTANGLE - OIL TEMPERED WIRE SINGLE SPIRAL / DOUBLE STEM..... | 21 |
| BRASS SINGLE SPIRAL / DOUBLE STEM..... | 11 | HVAC ACCESSORIES..... | 22-25 |
| STAINLESS STEEL SINGLE SPIRAL / DOUBLE STEM..... | 11 | HVAC / REFRIGERATION BRUSHES..... | 22-25 |
| STAINLESS STEEL DOUBLE SPIRAL / DOUBLE STEM..... | 12 | OUTSIDE TUBE BRUSH STAINLESS STEEL..... | 22 |
| SPRING GRADE TEMPERED WIRE SINGLE SPIRAL / DOUBLE STEM..... | 12 | ACID BRUSH..... | 22 |
| SPRING GRADE TEMPERED WIRE DOUBLE SPIRAL / DOUBLE STEM..... | 13 | DOPE BRUSH..... | 22 |
| FLAT TEMPERED STEEL WIRE SINGLE SPIRAL / DOUBLE STEM..... | 13 | NATURAL BRISTLE CHIP BRUSH..... | 22 |
| BOILER/FURNACE BRUSH..... | 14-16 | POLYESTER VARNISH BRUSH..... | 23 |
| BOILER BRUSH..... | 14-15 | SCRATCH BRUSH..... | 23 |
| FLAT STYLE COLUMBIA SINGLE SPIRAL / SINGLE STEM..... | 14 | REFRIGERATOR COIL CLEANING SINGLE SPIRAL / SINGLE STEM..... | 23 |
| LIGHT WEIL MCLAIN SINGLE SPIRAL / SINGLE STEM..... | 14 | DUSTING BRUSH - LONG HANDLE..... | 23 |
| CARBON STEEL WEIL MCLAIN SINGLE SPIRAL / SINGLE STEM..... | 14 | FIN WISK BRUSH..... | 24 |
| FINE WIRE WEIL MCLAIN SINGLE SPIRAL / SINGLE STEM..... | 15 | EXTENSION RODS - CONDENSER BRUSHES..... | 24 |
| FURNACE/RADIATOR BRUSH..... | 15-16 | EXTENSION RODS - FLUE/BOILER BRUSHES..... | 24 |
| FURNACE - RADIATOR BRUSH - WIRE FILLED SINGLE SPIRAL / SINGLE STEM..... | 15 | CHIMNEY NOODLE BRUSH..... | 25 |
| FURNACE BRUSH SINGLE SPIRAL / SINGLE STEM..... | 15 | CHIMNEY BRUSH - EXTENSION ROD..... | 25 |
| FURNACE BRUSH SINGLE SPIRAL / SINGLE STEM..... | 16 | ADAPTORS AND PULL RINGS - CHIMNEY ACCESSORIES..... | 25 |
| DUSTING BRUSH WITH FLARED TIP..... | 16 | Information..... | 26 |



FITTING BRUSH

FOR CLEANING, SCORING AND PREPARING COPPER FITTINGS AND TUBES

HAND FITTING BRUSH

900 SERIES - PREMIUM STAINLESS STEEL - DOUBLE SPIRAL / DOUBLE STEM

The highest quality fitting brush
Solid plastic hand-fitting handle with convenient hole for hanging

Recommended For: Cleaning and scoring to prepare copper for sweating the fitting and pipe together
OD Refrigeration Size: 1/4" to 2-1/8"

Handle: Solid plastic handle

Filament: Stainless steel

Construction: Double Spiral / Double Stem 

| Item # | ID Size | OD Size | Brush Length | Overall Length | Filament Diameter | Pack Size | Pack Weight (LBS) |
|--------|---------|---------|--------------|----------------|-------------------|-----------|-------------------|
| 00924 | 1/8" | 1/4" | 1" | 5-3/4" | 0.006" | 12 | 0.48 |
| 00925 | 1/4" | 3/8" | 1-1/4" | 6-5/8" | 0.006" | 12 | 0.96 |
| 00926 | 3/8" | 1/2" | 1-1/4" | 6-5/8" | 0.006" | 12 | 0.96 |
| 00927 | 1/2" | 5/8" | 1-1/4" | 6-5/8" | 0.006" | 12 | 0.96 |
| 00928 | 5/8" | 3/4" | 1-1/4" | 6-5/8" | 0.006" | 12 | 0.96 |
| 00929 | 3/4" | 7/8" | 1-1/4" | 6-5/8" | 0.006" | 12 | 0.96 |
| 00930 | 7/8" | 1" | 1-1/4" | 6-5/8" | 0.008" | 12 | 0.96 |
| 00931 | 1" | 1-1/8" | 1-1/4" | 6-5/8" | 0.008" | 12 | 0.96 |
| 00932 | 1-1/4" | 1-3/8" | 1-1/4" | 6-5/8" | 0.009" | 6 | 0.48 |
| 00933 | 1-3/8" | 1-1/2" | 1-1/4" | 6-5/8" | 0.009" | 6 | 0.48 |
| 00934 | 1-1/2" | 1-5/8" | 1-1/4" | 6-5/8" | 0.009" | 6 | 0.48 |
| 00935 | 2" | 2-1/8" | 1-1/4" | 6-5/8" | 0.009" | 6 | 0.48 |



800 SERIES - STANDARD STAINLESS STEEL - SINGLE SPIRAL / SINGLE STEM

Solid plastic hand-fitting handle with convenient hole for hanging

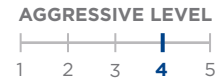
Recommended For: Cleaning and scoring to prepare copper for sweating the fitting and pipe together
OD Refrigeration Size: 1/4" to 1-1/4"

Handle: Solid plastic handle

Filament: Stainless steel

Construction: Single Spiral / Single Stem 

| Item # | ID Size | OD Size | Brush Length | Overall Length | Filament Diameter | Pack Size | Pack Weight (LBS) |
|--------|---------|---------|--------------|----------------|-------------------|-----------|-------------------|
| 00824 | 1/8" | 1/4" | 1" | 5-3/4" | 0.006" | 12 | 0.72 |
| 00825 | 1/4" | 3/8" | 1-1/4" | 5-3/4" | 0.006" | 12 | 0.96 |
| 00826 | 3/8" | 1/2" | 1-1/4" | 6-1/2" | 0.006" | 12 | 0.96 |
| 00827 | 1/2" | 5/8" | 1-1/4" | 6-1/2" | 0.006" | 12 | 0.96 |
| 00828 | 5/8" | 3/4" | 1-1/4" | 6-1/2" | 0.006" | 12 | 0.96 |
| 00829 | 3/4" | 7/8" | 1-1/4" | 6-1/2" | 0.008" | 12 | 0.96 |
| 00830 | 7/8" | 1" | 1-1/4" | 6-1/2" | 0.008" | 12 | 0.96 |
| 00831 | 1" | 1-1/8" | 1-1/4" | 6-1/2" | 0.008" | 12 | 0.96 |
| 00832 | 1-1/4" | 1-3/8" | 1-1/4" | 6-1/2" | 0.008" | 6 | 0.48 |





700 SERIES - STANDARD STAINLESS STEEL - SINGLE SPIRAL / SINGLE STEM

Recommended For: Cleaning and scoring to prepare copper for sweating the fitting and pipe together

OD Refrigeration Size: 1/4" to 1-1/8"

Handle: Wire handle for easy grip

Filament: Stainless steel

Construction: Single Spiral / Single Stem 

| Item # | ID Size | OD Size | Brush Length | Overall Length | Filament Diameter | Pack Size | Pack Weight (LBS) |
|----------|---------|---------|--------------|----------------|-------------------|-----------|-------------------|
| 00743-12 | 1/8" | 1/4" | 1" | 6-1/4" | 0.006" | 12 | 0.24 |
| 00744-12 | 1/4" | 3/8" | 1" | 6-1/4" | 0.006" | 12 | 0.48 |
| 00745-12 | 3/8" | 1/2" | 1" | 6-1/4" | 0.006" | 12 | 0.48 |
| 00746-12 | 1/2" | 5/8" | 1" | 6-1/4" | 0.006" | 12 | 0.48 |
| 00747-12 | 5/8" | 3/4" | 1" | 6-1/4" | 0.006" | 12 | 0.48 |
| 00748-12 | 3/4" | 7/8" | 1" | 6-1/4" | 0.008" | 12 | 0.48 |
| 00749-12 | 1" | 1-1/8" | 1" | 6-1/4" | 0.008" | 12 | 0.48 |

AGGRESSIVE LEVEL



POWER FITTING BRUSH

9700 SERIES - HEX SHAFT STAINLESS STEEL - SINGLE SPIRAL / SINGLE STEM

Recommended Cleaning: All tubes where deposits are medium to light

OD Refrigeration Size: 3/8" to 1-1/8"

Fitting: Hex Shaft - Hex locks into all standard and quick lock type chunks for easy change; MSFS 2,000 RPM

Filament: Stainless steel

Construction: Single Spiral / Single Stem 

| Item # | ID Size | OD Size | Brush Length | Overall Length | Filament Diameter | Pack Size | Pack Weight (LBS) |
|----------|---------|---------|--------------|----------------|-------------------|-----------|-------------------|
| 09744-12 | 1/4" | 3/8" | 1" | 2-1/8" | 0.006" | 12 | 0.36 |
| 09745-12 | 3/8" | 1/2" | 1" | 2-1/8" | 0.006" | 12 | 0.36 |
| 09746-12 | 1/2" | 5/8" | 1" | 2-1/8" | 0.006" | 12 | 0.48 |
| 09747-12 | 5/8" | 3/4" | 1" | 2-1/8" | 0.006" | 12 | 0.48 |
| 09748-12 | 3/4" | 7/8" | 1" | 2-1/8" | 0.008" | 12 | 0.48 |
| 09749-12 | 1" | 1-1/8" | 1" | 2-1/8" | 0.008" | 12 | 0.60 |

AGGRESSIVE LEVEL



8700 SERIES - TWISTED STEM STAINLESS STEEL - SINGLE SPIRAL / SINGLE STEM

Recommended Cleaning: All tubes where deposits are medium to light

OD Refrigeration Size: 1/4" to 1-1/8"

Fitting: Twisted Stem - Power fitting brush with 2-1/2" stem; MSFS 2,000 RPM

Filament: Stainless steel

Construction: Single Spiral / Single Stem 

| Item # | ID Size | OD Size | Brush Length | Overall Length | Filament Diameter | Pack Size | Pack Weight (LBS) |
|----------|---------|---------|--------------|----------------|-------------------|-----------|-------------------|
| 08743-12 | 1/8" | 1/4" | 1" | 3-5/8" | 0.006" | 12 | 0.24 |
| 08744-12 | 1/4" | 3/8" | 1" | 3-5/8" | 0.006" | 12 | 0.24 |
| 08745-12 | 3/8" | 1/2" | 1" | 3-5/8" | 0.006" | 12 | 0.36 |
| 08746-12 | 1/2" | 5/8" | 1" | 3-5/8" | 0.006" | 12 | 0.36 |
| 08747-12 | 5/8" | 3/4" | 1" | 3-5/8" | 0.006" | 12 | 0.48 |
| 08748-12 | 3/4" | 7/8" | 1" | 3-5/8" | 0.008" | 12 | 0.48 |
| 08749-12 | 1" | 1-1/8" | 1" | 3-5/8" | 0.008" | 12 | 0.60 |

AGGRESSIVE LEVEL





CONDENSER BRUSH

NYLON - SINGLE SPIRAL / SINGLE STEM

Recommended Cleaning: All tubes where deposits are light

Brush Diameter: 1/4" to 1"

Fitting: Available with Female or Male thread

Filament: Nylon

Construction: Single Spiral / Single Stem 

FEMALE THREAD

| Item # | Brush Diameter | Brush Length | Female Thread | Filament Diameter | Pack Size | Pack Weight (LBS) |
|--------|----------------|--------------|---------------|-------------------|-----------|-------------------|
| 43702 | 1/4" | 3" | 8-32 | 0.014" | 1 | 0.04 |
| 43703 | 5/16" | 3" | 8-32 | 0.014" | 1 | 0.04 |
| 43704 | 3/8" | 4" | 12-24 | 0.016" | 1 | 0.08 |
| 43707 | 7/16" | 4" | 12-24 | 0.016" | 1 | 0.10 |
| 43710 | 1/2" | 4" | 12-24 | 0.018" | 1 | 0.10 |
| 43713 | 9/16" | 4" | 12-24 | 0.018" | 1 | 0.10 |
| 43716 | 5/8" | 4" | 12-24 | 0.018" | 1 | 0.10 |
| 43719 | 11/16" | 4" | 12-24 | 0.020" | 1 | 0.10 |
| 43722 | 3/4" | 4" | 12-24 | 0.020" | 1 | 0.10 |
| 43725 | 13/16" | 4" | 12-24 | 0.020" | 1 | 0.10 |
| 43728 | 7/8" | 4" | 12-24 | 0.022" | 1 | 0.10 |
| 43731 | 15/16" | 4" | 12-24 | 0.022" | 1 | 0.10 |
| 43733 | 1" | 4" | 12-24 | 0.022" | 1 | 0.10 |

AGGRESSIVE LEVEL



MALE THREAD

| Item # | Brush Diameter | Brush Length | Male Thread | Filament Diameter | Pack Size | Pack Weight (LBS) |
|--------|----------------|--------------|-------------|-------------------|-----------|-------------------|
| 93702 | 1/4" | 3" | 8-32 | 0.014" | 1 | 0.04 |
| 93703 | 5/16" | 3" | 8-32 | 0.014" | 1 | 0.04 |
| 93704 | 3/8" | 4" | 8-32 | 0.016" | 1 | 0.08 |
| 93707 | 7/16" | 4" | 1/4"-28 | 0.016" | 1 | 0.10 |
| 93710 | 1/2" | 4" | 1/4"-28 | 0.018" | 1 | 0.10 |
| 93713 | 9/16" | 4" | 1/4"-28 | 0.018" | 1 | 0.10 |
| 93716 | 5/8" | 4" | 1/4"-28 | 0.018" | 1 | 0.10 |
| 93719 | 11/16" | 4" | 1/4"-28 | 0.020" | 1 | 0.10 |
| 93722 | 3/4" | 4" | 1/4"-28 | 0.020" | 1 | 0.10 |
| 93725 | 13/16" | 4" | 1/4"-28 | 0.020" | 1 | 0.10 |
| 93728 | 7/8" | 4" | 1/4"-28 | 0.022" | 1 | 0.10 |
| 93731 | 15/16" | 4" | 1/4"-28 | 0.022" | 1 | 0.10 |
| 93733 | 1" | 4" | 1/4"-28 | 0.022" | 1 | 0.10 |

AGGRESSIVE LEVEL





BRASS - SINGLE SPIRAL / DOUBLE STEM

Recommended Cleaning: Brass or Copper Tubes where deposits are light

Brush Diameter: 1/4" to 1"

Fitting: Available with Female or Male thread

Filament: Brass

Construction: Single Spiral / Double Stem 

FEMALE THREAD

| Item # | Brush Diameter | Brush Length | Female Thread | Filament Diameter | Pack Size | Pack Weight (LBS) |
|--------|----------------|--------------|---------------|-------------------|-----------|-------------------|
| 43602 | 1/4" | 3" | 8-32 | 0.004" | 1 | 0.06 |
| 43603 | 5/16" | 3" | 8-32 | 0.004" | 1 | 0.06 |
| 43604 | 3/8" | 4" | 12-24 | 0.004" | 1 | 0.10 |
| 43607 | 7/16" | 4" | 12-24 | 0.005" | 1 | 0.10 |
| 43610 | 1/2" | 4" | 12-24 | 0.006" | 1 | 0.10 |
| 43613 | 9/16" | 4" | 12-24 | 0.006" | 1 | 0.14 |
| 43616 | 5/8" | 4" | 12-24 | 0.006" | 1 | 0.14 |
| 43619 | 11/16" | 4" | 12-24 | 0.006" | 1 | 0.14 |
| 43622 | 3/4" | 4" | 12-24 | 0.006" | 1 | 0.14 |
| 43628 | 7/8" | 4" | 12-24 | 0.008" | 1 | 0.16 |
| 43631 | 15/16" | 4" | 12-24 | 0.008" | 1 | 0.16 |
| 43633 | 1" | 4" | 12-24 | 0.008" | 1 | 0.16 |

AGGRESSIVE LEVEL



MALE THREAD

| Item # | Brush Diameter | Brush Length | Male Thread | Filament Diameter | Pack Size | Pack Weight (LBS) |
|--------|----------------|--------------|-------------|-------------------|-----------|-------------------|
| 93602 | 1/4" | 3" | 8-32 | 0.004" | 1 | 0.06 |
| 93603 | 5/16" | 3" | 8-32 | 0.004" | 1 | 0.06 |
| 93604 | 3/8" | 4" | 8-32 | 0.004" | 1 | 0.10 |
| 93607 | 7/16" | 4" | 1/4"-28 | 0.005" | 1 | 0.10 |
| 93610 | 1/2" | 4" | 1/4"-28 | 0.006" | 1 | 0.10 |
| 93613 | 9/16" | 4" | 1/4"-28 | 0.005" | 1 | 0.14 |
| 93616 | 5/8" | 4" | 1/4"-28 | 0.005" | 1 | 0.14 |
| 93619 | 11/16" | 4" | 1/4"-28 | 0.006" | 1 | 0.14 |
| 93622 | 3/4" | 4" | 1/4"-28 | 0.006" | 1 | 0.14 |
| 93625 | 13/16" | 4" | 1/4"-28 | 0.006" | 1 | 0.16 |
| 93628 | 7/8" | 4" | 1/4"-28 | 0.008" | 1 | 0.16 |
| 93631 | 15/16" | 4" | 1/4"-28 | 0.008" | 1 | 0.16 |
| 93633 | 1" | 4" | 1/4"-28 | 0.008" | 1 | 0.16 |

AGGRESSIVE LEVEL



STAINLESS STEEL EXTRA STIFF - DOUBLE SPIRAL / DOUBLE STEM

Recommended Cleaning: Stainless Steel tubes with medium to heavy deposit levels

Brush Diameter: 1/2" to 1-1/8"

Fitting: Combination Male and Female

Filament: Stainless Steel

Construction: Double Spiral / Double Stem 

| Item # | Brush Diameter | Brush Length | ID/OD Thread | Filament Diameter | Pack Size | Pack Weight (LBS) |
|--------|----------------|--------------|---------------------|-------------------|-----------|-------------------|
| 43404 | 1/2" | 4" | 5/16"-18 - 1/8" NPT | 0.006" | 1 | 0.10 |
| 43405 | 5/8" | 4" | 5/16"-18 - 1/8" NPT | 0.009" | 1 | 0.11 |
| 43406 | 3/4" | 4" | 5/16"-18 - 1/8" NPT | 0.009" | 1 | 0.12 |
| 43407 | 7/8" | 4" | 5/16"-18 - 1/8" NPT | 0.009" | 1 | 0.13 |
| 43408 | 1" | 4" | 5/16"-18 - 1/8" NPT | 0.009" | 1 | 0.14 |
| 43411 | 1-1/8" | 4" | 5/16"-18 - 1/8" NPT | 0.009" | 1 | 0.15 |

AGGRESSIVE LEVEL





TUBE BRUSH

FOR CLEANING CONDENSERS, FLUES AND BOILER TUBES

STAINLESS STEEL - SINGLE SPIRAL / DOUBLE STEM

Recommended Cleaning: Stainless steel tubes where deposits are light to medium

Brush Diameter: 1/4" to 1"

Fitting: Available with Female or Male thread

Filament: Stainless Steel

Construction: Single Spiral / Double Stem 

FEMALE THREAD

| Item # | Brush Diameter | Brush Length | Female Thread | Filament Diameter | Pack Size | Pack Weight (LBS) |
|--------|----------------|--------------|---------------|-------------------|-----------|-------------------|
| 43502 | 1/4" | 3" | 8-32 | 0.005" | 1 | 0.02 |
| 43503 | 5/16" | 3" | 8-32 | 0.005" | 1 | 0.06 |
| 43504 | 3/8" | 4" | 12-24 | 0.005" | 1 | 0.10 |
| 43507 | 7/16" | 4" | 12-24 | 0.005" | 1 | 0.10 |
| 43510 | 1/2" | 4" | 12-24 | 0.006" | 1 | 0.10 |
| 43513 | 9/16" | 4" | 12-24 | 0.006" | 1 | 0.10 |
| 43516 | 5/8" | 4" | 12-24 | 0.006" | 1 | 0.14 |
| 43519 | 11/16" | 4" | 12-24 | 0.006" | 1 | 0.14 |
| 43522 | 3/4" | 4" | 12-24 | 0.006" | 1 | 0.14 |
| 43525 | 13/16" | 4" | 12-24 | 0.007" | 1 | 0.14 |
| 43528 | 7/8" | 4" | 12-24 | 0.007" | 1 | 0.14 |
| 43531 | 15/16" | 4" | 12-24 | 0.009" | 1 | 0.16 |
| 43533 | 1" | 4" | 12-24 | 0.009" | 1 | 0.16 |

AGGRESSIVE LEVEL



MALE THREAD

| Item # | Brush Diameter | Brush Length | Male Thread | Filament Diameter | Pack Size | Pack Weight (LBS) |
|--------|----------------|--------------|-------------|-------------------|-----------|-------------------|
| 93502 | 1/4" | 3" | 8-32 | 0.005" | 1 | 0.02 |
| 93503 | 5/16" | 3" | 8-32 | 0.005" | 1 | 0.06 |
| 93504 | 3/8" | 4" | 8-32 | 0.005" | 1 | 0.10 |
| 93507 | 7/16" | 4" | 1/4"-28 | 0.005" | 1 | 0.10 |
| 93510 | 1/2" | 4" | 1/4"-28 | 0.006" | 1 | 0.10 |
| 93513 | 9/16" | 4" | 1/4"-28 | 0.006" | 1 | 0.10 |
| 93516 | 5/8" | 4" | 1/4"-28 | 0.006" | 1 | 0.14 |
| 93519 | 11/16" | 4" | 1/4"-28 | 0.006" | 1 | 0.14 |
| 93522 | 3/4" | 4" | 1/4"-28 | 0.006" | 1 | 0.14 |
| 93525 | 13/16" | 4" | 1/4"-28 | 0.007" | 1 | 0.14 |
| 93528 | 7/8" | 4" | 1/4"-28 | 0.008" | 1 | 0.14 |
| 93531 | 15/16" | 4" | 1/4"-28 | 0.009" | 1 | 0.16 |
| 93533 | 1" | 4" | 1/4"-28 | 0.009" | 1 | 0.16 |

AGGRESSIVE LEVEL





STAINLESS STEEL - DOUBLE SPIRAL / DOUBLE STEM

Recommended Cleaning: Stainless Steel tubes with medium to light deposit

Brush Diameter: 1/4" to 1"

Fitting: Female

Filament: Stainless Steel

Construction: Double Spiral / Double Stem 

| Item # | Brush Diameter | Brush Length | Female Thread | Filament Diameter | Pack Size | Pack Weight (LBS) |
|--------|----------------|--------------|---------------|-------------------|-----------|-------------------|
| 43802 | 1/4" | 3" | 8-32 | 0.005" | 1 | 0.06 |
| 43803 | 5/16" | 3" | 8-32 | 0.005" | 1 | 0.06 |
| 43804 | 3/8" | 4" | 12-24 | 0.005" | 1 | 0.10 |
| 43807 | 7/16" | 4" | 12-24 | 0.005" | 1 | 0.10 |
| 43810 | 1/2" | 4" | 12-24 | 0.006" | 1 | 0.10 |
| 43813 | 9/16" | 4" | 12-24 | 0.006" | 1 | 0.10 |
| 43816 | 5/8" | 4" | 12-24 | 0.006" | 1 | 0.10 |
| 43819 | 11/16" | 4" | 12-24 | 0.006" | 1 | 0.14 |
| 43822 | 3/4" | 4" | 12-24 | 0.006" | 1 | 0.14 |
| 43825 | 13/16" | 4" | 12-24 | 0.008" | 1 | 0.16 |
| 43828 | 7/8" | 4" | 12-24 | 0.008" | 1 | 0.16 |
| 43831 | 15/16" | 4" | 12-24 | 0.009" | 1 | 0.16 |
| 43833 | 1" | 4" | 12-24 | 0.009" | 1 | 0.16 |

AGGRESSIVE LEVEL



SPIN GRIT - SINGLE SPIRAL / SINGLE STEM

Recommended Cleaning: Aggressive cleaning of brass tubes; overside filament to lay over brush for greater contact with surface for better cleaning

Brush Diameter: 1/2" to 1-1/4"

Fitting: Available with Female or Male thread

Filament: Silicon carbide impregnated nylon 

Construction: Single Spiral / Single Stem

FEMALE THREAD

| Item # | Brush Diameter | Tube Size | Brush Length | Female Thread | Filament Diameter | Pack Size | Pack Weight (LBS) |
|--------|----------------|-------------|--------------|---------------|-------------------|-----------|-------------------|
| 43482 | 1/2" | 1/4"-5/16" | 3" | 8-32 | 0.024" 320 Grit | 1 | 0.02 |
| 43484 | 3/4" | 3/8"-9/16" | 3" | 12-24 | 0.024" 320 Grit | 1 | 0.06 |
| 43486 | 1" | 5/8"-11/16" | 3" | 12-24 | 0.024" 320 Grit | 1 | 0.06 |
| 43488 | 1-1/4" | 3/4"-1" | 3" | 12-24 | 0.024" 320 Grit | 1 | 0.07 |

AGGRESSIVE LEVEL



MALE THREAD

| Item # | Brush Diameter | Tube Size | Brush Length | Male Thread | Filament Diameter | Pack Size | Pack Weight (LBS) |
|--------|----------------|-------------|--------------|-------------|-------------------|-----------|-------------------|
| 93482 | 1/2" | 1/4"-5/16" | 3" | 8-32 | 0.024" 320 Grit | 1 | 0.02 |
| 93484 | 3/4" | 3/8"-9/16" | 3" | 1/4"-28 | 0.024" 320 Grit | 1 | 0.06 |
| 93486 | 1" | 5/8"-11/16" | 3" | 1/4"-28 | 0.024" 320 Grit | 1 | 0.06 |
| 93488 | 1-1/4" | 3/4"-1" | 3" | 1/4"-28 | 0.024" 320 Grit | 1 | 0.07 |

AGGRESSIVE LEVEL





TUBE BRUSH

FOR CLEANING CONDENSERS, FLUES AND BOILER TUBES

SPIN CLEAN - SINGLE SPIRAL / SINGLE STEM

Recommended Cleaning: Aggressive cleaning of enhanced condenser tubes; tapered design recommended for cleaning enhanced condenser tubes, long bristles are oversized to bend over for more aggressive cleaning, short bristles are able to reach into groove

ID Tube Diameter: 5/8" to 1"

Fitting: Male

Filament: Silicon carbide impregnated nylon

Construction: Single Spiral / Single Stem



| Item # | Brush Diameter | Tube Size | Brush Length | Male Thread | Filament Diameter | Pack Size | Pack Weight (LBS) |
|--------|----------------|-----------|--------------|-------------|-------------------|-----------|-------------------|
| 93490 | 5/8" - 1" | 5/8" | 4" | 1/4"-28 | 0.024" 320 Grit | 1 | 0.02 |
| 93491 | 1/2" - 3/4" | 1/2" | 4" | 1/4"-28 | 0.024" 320 Grit | 1 | 0.06 |
| 93492 | 3/4" - 1-1/8" | 3/4" | 4" | 1/4"-28 | 0.024" 320 Grit | 1 | 0.06 |
| 93493 | 1" | 1" | 4" | 1/4"-28 | 0.024" 320 Grit | 1 | 0.06 |

AGGRESSIVE LEVEL



FLUE BOILER BRUSH

NYLON - SINGLE SPIRAL / DOUBLE STEM

Recommended Cleaning: Flues, boiler tubes, heat exchangers, furnaces and tubes of all types where deposits are light.

Brush Diameter: 1-1/4" to 4"

Fitting: 1/4" Male Pipe Thread

Filament: Nylon

Construction: Single Spiral / Double Stem



| Item # | Brush Diameter | Cleans Flue Size | Brush Length | Male Pipe Thread | Filament Diameter | Pack Size | Pack Weight (LBS) |
|--------|----------------|------------------|--------------|------------------|-------------------|-----------|-------------------|
| 43736 | 1-1/4" | 1-1/2" | 4-1/2" | 1/4" | 0.018" | 1 | 0.18 |
| 43739 | 1-1/2" | 1-3/4" | 4-1/2" | 1/4" | 0.020" | 1 | 0.24 |
| 43742 | 1-3/4" | 2" | 4-1/2" | 1/4" | 0.020" | 1 | 0.24 |
| 43745 | 2" | 2-1/4" | 4-1/2" | 1/4" | 0.022" | 1 | 0.26 |
| 43748 | 2-1/4" | 2-1/2" | 4-1/2" | 1/4" | 0.025" | 1 | 0.26 |
| 43751 | 2-1/2" | 2-3/4" | 4-1/2" | 1/4" | 0.025" | 1 | 0.32 |
| 43756 | 3" | 3-1/4" | 4-1/2" | 1/4" | 0.036" | 1 | 0.32 |
| 43758 | 3-1/4" | 3-1/2" | 4-1/2" | 1/4" | 0.036" | 1 | 0.34 |
| 43760 | 3-1/2" | 3-3/4" | 4-1/2" | 1/4" | 0.036" | 1 | 0.38 |
| 43762 | 3-3/4" | 4" | 4-1/2" | 1/4" | 0.036" | 1 | 0.44 |
| 43764 | 4" | 4-1/4" | 4-1/2" | 1/4" | 0.036" | 1 | 0.44 |

AGGRESSIVE LEVEL





BRASS - SINGLE SPIRAL / DOUBLE STEM

Recommended Cleaning: Flues, boiler tubes, heat exchangers, furnaces and tubes of all types with light deposit levels.

Brush Diameter: 1-1/4" to 4"

Fitting: 1/4" Male Pipe Thread

Filament: Brass

Construction: Single Spiral / Double Stem 

| Item # | Brush Diameter | Cleans Flue Size | Brush Length | Male Pipe Thread | Filament Diameter | Pack Size | Pack Weight (LBS) |
|--------|----------------|------------------|--------------|------------------|-------------------|-----------|-------------------|
| 43636 | 1-1/4" | 1-1/2" | 4-1/2" | 1/4" | 0.006" | 1 | 0.30 |
| 43639 | 1-1/2" | 1-3/4" | 4-1/2" | 1/4" | 0.006" | 1 | 0.32 |
| 43642 | 1-3/4" | 2" | 4-1/2" | 1/4" | 0.006" | 1 | 0.32 |
| 43645 | 2" | 2-1/4" | 4-1/2" | 1/4" | 0.008" | 1 | 0.32 |
| 43648 | 2-1/4" | 2-1/2" | 4-1/2" | 1/4" | 0.008" | 1 | 0.36 |
| 43651 | 2-1/2" | 2-3/4" | 4-1/2" | 1/4" | 0.008" | 1 | 0.40 |
| 43653 | 2-3/4" | 3" | 4-1/2" | 1/4" | 0.008" | 1 | 0.42 |
| 43656 | 3" | 3-1/4" | 4-1/2" | 1/4" | 0.008" | 1 | 0.44 |
| 43658 | 3-1/4" | 3-1/2" | 4-1/2" | 1/4" | 0.008" | 1 | 0.44 |
| 43660 | 3-1/2" | 3-3/4" | 4-1/2" | 1/4" | 0.012" | 1 | 0.54 |
| 43662 | 3-3/4" | 4" | 4-1/2" | 1/4" | 0.012" | 1 | 0.56 |
| 43664 | 4" | 4-1/4" | 4-1/2" | 1/4" | 0.012" | 1 | 0.56 |

AGGRESSIVE LEVEL



STAINLESS STEEL - SINGLE SPIRAL / DOUBLE STEM

Recommended Cleaning: Flues, boiler tubes, heat exchangers, furnaces and tubes of all types with medium deposit levels

Brush Diameter: 1-1/4" to 5"

Fitting: 1/4" Male Pipe Thread

Filament: Stainless Steel

Construction: Single Spiral / Double Stem 

| Item # | Brush Diameter | Cleans Flue Size | Brush Length | Male Pipe Thread | Filament Diameter | Pack Size | Pack Weight (LBS) |
|--------|----------------|------------------|--------------|------------------|-------------------|-----------|-------------------|
| 43536 | 1-1/4" | 1-1/2" | 4-1/2" | 1/4" | 0.007" | 1 | 0.36 |
| 43539 | 1-1/2" | 1-3/4" | 4-1/2" | 1/4" | 0.007" | 1 | 0.38 |
| 43542 | 1-3/4" | 2" | 4-1/2" | 1/4" | 0.007" | 1 | 0.4 |
| 43545 | 2" | 2-1/4" | 4-1/2" | 1/4" | 0.009" | 1 | 0.42 |
| 43548 | 2-1/4" | 2-1/2" | 4-1/2" | 1/4" | 0.009" | 1 | 0.44 |
| 43551 | 2-1/2" | 2-3/4" | 4-1/2" | 1/4" | 0.009" | 1 | 0.46 |
| 43553 | 2-3/4" | 3" | 4-1/2" | 1/4" | 0.013" | 1 | 0.48 |
| 43556 | 3" | 3-1/4" | 4-1/2" | 1/4" | 0.013" | 1 | 0.50 |
| 43559 | 3-1/4" | 3-1/2" | 4-1/2" | 1/4" | 0.013" | 1 | 0.52 |
| 43562 | 3-1/2" | 3-3/4" | 4-1/2" | 1/4" | 0.013" | 1 | 0.54 |
| 43565 | 3-3/4" | 4" | 4-1/2" | 1/4" | 0.016" | 1 | 0.56 |
| 43568 | 4" | 4-1/4" | 4-1/2" | 1/4" | 0.016" | 1 | 0.58 |
| 43571 | 4-1/4" | 4-1/2" | 4-1/2" | 1/4" | 0.016" | 1 | 0.60 |
| 43573 | 4-1/2" | 4-3/4" | 4-1/2" | 1/4" | 0.016" | 1 | 0.62 |
| 43576 | 4-3/4" | 5" | 4-1/2" | 1/4" | 0.016" | 1 | 0.64 |
| 43579 | 5" | 5-1/4" | 4-1/2" | 1/4" | 0.016" | 1 | 0.66 |

AGGRESSIVE LEVEL





TUBE BRUSH

FOR CLEANING CONDENSERS, FLUES AND BOILER TUBES

STAINLESS STEEL - DOUBLE SPIRAL / DOUBLE STEM

Recommended Cleaning: Flues, boiler tubes, heat exchangers, furnaces and tubes of all types with medium level deposits.

Brush Diameter: 1-1/4" to 5"

Fitting: 1/4" Male Pipe Thread

Filament: Stainless Steel

Construction: Double Spiral / Double Stem 

| Item # | Brush Diameter | Cleans Flue Size | Brush Length | Male Pipe Thread | Filament Diameter | Pack Size | Pack Weight (LBS) |
|--------|----------------|------------------|--------------|------------------|-------------------|-----------|-------------------|
| 43836 | 1-1/4" | 1-1/2" | 4-1/2" | 1/4" | 0.009" | 1 | 0.38 |
| 43839 | 1-1/2" | 1-3/4" | 4-1/2" | 1/4" | 0.009" | 1 | 0.40 |
| 43842 | 1-3/4" | 2" | 4-1/2" | 1/4" | 0.009" | 1 | 0.42 |
| 43845 | 2" | 2-1/4" | 4-1/2" | 1/4" | 0.009" | 1 | 0.44 |
| 43848 | 2-1/4" | 2-1/2" | 4-1/2" | 1/4" | 0.009" | 1 | 0.46 |
| 43851 | 2-1/2" | 2-3/4" | 4-1/2" | 1/4" | 0.009" | 1 | 0.48 |
| 43853 | 2-3/4" | 3" | 4-1/2" | 1/4" | 0.013" | 1 | 0.50 |
| 43856 | 3" | 3-1/4" | 4-1/2" | 1/4" | 0.013" | 1 | 0.52 |
| 43859 | 3-1/4" | 3-1/2" | 4-1/2" | 1/4" | 0.013" | 1 | 0.54 |
| 43862 | 3-1/2" | 3-3/4" | 4-1/2" | 1/4" | 0.013" | 1 | 0.56 |
| 43865 | 3-3/4" | 4" | 4-1/2" | 1/4" | 0.016" | 1 | 0.58 |
| 43868 | 4" | 4-1/4" | 4-1/2" | 1/4" | 0.016" | 1 | 0.60 |
| 43871 | 4-1/4" | 4-1/2" | 4-1/2" | 1/4" | 0.016" | 1 | 0.64 |
| 43873 | 4-1/2" | 4-3/4" | 4-1/2" | 1/4" | 0.016" | 1 | 0.64 |
| 43876 | 4-3/4" | 5" | 4-1/2" | 1/4" | 0.016" | 1 | 0.66 |
| 43879 | 5" | 5-1/4" | 4-1/2" | 1/4" | 0.016" | 1 | 0.68 |

AGGRESSIVE LEVEL



SPRING GRADE TEMPERED WIRE - SINGLE SPIRAL / DOUBLE STEM

Recommended Cleaning: Flues, boiler tubes, heat exchangers, furnaces and tubes of all types with medium level deposits.

Brush Diameter: 1-1/4" to 3-1/4"

Fitting: 1/4" Male Pipe Thread

Filament: Spring Grade Tempered Wire 

| Item # | Brush Diameter | Cleans Flue Size | Brush Length | Male Pipe Thread | Filament Diameter | Pack Size | Pack Weight (LBS) |
|--------|----------------|------------------|--------------|------------------|-------------------|-----------|-------------------|
| 43212 | 1-1/4" | 1-1/2" | 4-1/2" | 1/4" | 0.0128" | 1 | 0.32 |
| 43214 | 1-1/2" | 1-3/4" | 4-1/2" | 1/4" | 0.0128" | 1 | 0.34 |
| 43216 | 1-3/4" | 2" | 4-1/2" | 1/4" | 0.0128" | 1 | 0.36 |
| 43218 | 2" | 2-1/4" | 4-1/2" | 1/4" | 0.0128" | 1 | 0.38 |
| 43222 | 2-1/4" | 2-1/2" | 4-1/2" | 1/4" | 0.0128" | 1 | 0.4 |
| 43224 | 2-1/2" | 2-3/4" | 4-1/2" | 1/4" | 0.0128" | 1 | 0.42 |
| 43226 | 2-3/4" | 3" | 4-1/2" | 1/4" | 0.0140" | 1 | 0.44 |
| 43228 | 3" | 3-1/4" | 4-1/2" | 1/4" | 0.0140" | 1 | 0.46 |
| 43232 | 3-1/4" | 3-1/2" | 4-1/2" | 1/4" | 0.0140" | 1 | 0.48 |

AGGRESSIVE LEVEL



SPRING GRADE TEMPERED WIRE - DOUBLE SPIRAL / DOUBLE STEM

Recommended Cleaning: Flues, boiler tubes, heat exchangers, furnaces and tubes of all types with medium level deposits.

Brush Diameter: 3/4" to 13"

Fitting: 1/4" Male Pipe Thread

Filament: Spring Grade Tempered Wire

Construction: Double Spiral / Double Stem 

| Item # | Brush Diameter | Cleans Flue Size | Brush Length | Male Pipe Thread | Filament Diameter | Pack Size | Pack Weight (LBS) |
|--------|----------------|------------------|--------------|------------------|-------------------|-----------|-------------------|
| 43306 | 3/4" | 1" | 4-1/2" | 1/4" | 0.0118" | 1 | 0.3 |
| 43308 | 1" | 1-1/4" | 4-1/2" | 1/4" | 0.0118" | 1 | 0.32 |
| 43312 | 1-1/4" | 1-1/2" | 4-1/2" | 1/4" | 0.0128" | 1 | 0.34 |
| 43314 | 1-1/2" | 1-3/4" | 4-1/2" | 1/4" | 0.0128" | 1 | 0.36 |
| 43316 | 1-3/4" | 2" | 4-1/2" | 1/4" | 0.0128" | 1 | 0.38 |
| 43318 | 2" | 2-1/4" | 4-1/2" | 1/4" | 0.0128" | 1 | 0.4 |
| 43322 | 2-1/4" | 2-1/2" | 4-1/2" | 1/4" | 0.0128" | 1 | 0.42 |
| 43324 | 2-1/2" | 2-3/4" | 4-1/2" | 1/4" | 0.0128" | 1 | 0.44 |
| 43326 | 2-3/4" | 3" | 4-1/2" | 1/4" | 0.0140" | 1 | 0.46 |
| 43328 | 3" | 3-1/4" | 4-1/2" | 1/4" | 0.0140" | 1 | 0.48 |
| 43332 | 3-1/4" | 3-1/2" | 4-1/2" | 1/4" | 0.0140" | 1 | 0.5 |
| 43334 | 3-1/2" | 3-3/4" | 4-1/2" | 1/4" | 0.0181" | 1 | 0.52 |
| 43336 | 3-3/4" | 4" | 4-1/2" | 1/4" | 0.0181" | 1 | 0.54 |
| 43338 | 4" | 4-1/4" | 4-1/2" | 1/4" | 0.0181" | 1 | 0.56 |
| 43381 | 4-1/2" | 4-3/4" | 4-1/2" | 1/4" | 0.0181" | 1 | 0.56 |
| 43382 | 5" | 5-1/4" | 4-1/2" | 1/4" | 0.0181" | 1 | 0.57 |
| 43383 | 5-1/2" | 5-3/4" | 4-1/2" | 1/4" | 0.0181" | 1 | 0.58 |
| 43384 | 6" | 6-1/4" | 4-1/2" | 1/4" | 0.0181" | 1 | 0.68 |
| 43385 | 6-1/2" | ----- | 4-1/2" | 1/4" | 0.0181" | 1 | 0.8 |
| 43386 | 7" | ----- | 4-1/2" | 1/4" | 0.0181" | 1 | 0.85 |
| 43388 | 8" | ----- | 4-1/2" | 1/4" | 0.0286" | 1 | 0.88 |
| 43389 | 8.5" | ----- | 4-1/2" | 1/4" | 0.0286" | 1 | 0.89 |
| 43390 | 9" | ----- | 4-1/2" | 1/4" | 0.0286" | 1 | 0.90 |
| 43392 | 10" | ----- | 4-1/2" | 1/4" | 0.0286" | 1 | 1.00 |
| 43393 | 11" | ----- | 4-1/2" | 1/4" | 0.0286" | 1 | 1.30 |
| 43394 | 12" | ----- | 4-1/2" | 1/4" | 0.0286" | 1 | 1.44 |
| 43395 | 13" | ----- | 4-1/2" | 1/4" | 0.0286" | 1 | 1.50 |

AGGRESSIVE LEVEL



FLAT TEMPERED STEEL WIRE - SINGLE SPIRAL / DOUBLE STEM

Recommended Cleaning: For aggressive cleaning, acts like a scraper and a brush; cleans flues, boiler tubes, heat exchangers, furnaces and tubes of all types.

Brush Diameter: 1-1/4" to 3-3/4"

Fitting: 1/4" Male Pipe Thread

Filament: Flat Tempered Steel Wire

Construction: Single Spiral / Double Stem 

| Item # | Brush Diameter | Cleans Flue Size | Brush Length | Male Pipe Thread | Filament Diameter | Pack Size | Pack Weight (LBS) |
|--------|----------------|------------------|--------------|------------------|-------------------|-----------|-------------------|
| 43012 | 1-1/4" | 1-1/2" | 4-1/2" | 1/4" | 0.031 x 0.069 | 1 | 0.30 |
| 43014 | 1-1/2" | 1-3/4" | 4-1/2" | 1/4" | 0.031 x 0.069 | 1 | 0.32 |
| 43016 | 1-3/4" | 2" | 4-1/2" | 1/4" | 0.031 x 0.069 | 1 | 0.34 |
| 43022 | 2-1/4" | 2-1/2" | 4-1/2" | 1/4" | 0.031 x 0.069 | 1 | 0.38 |
| 43026 | 2-3/4" | 3" | 4-1/2" | 1/4" | 0.030 x 0.093 | 1 | 0.50 |
| 43036 | 3-3/4" | 4" | 4-1/2" | 1/4" | 0.030 x 0.093 | 1 | 0.62 |

AGGRESSIVE LEVEL





BOILER/FURNACE BRUSH

FOR CLEANING ASH AND SOOT FROM THE FLUE AND INSIDE OF THE BOILER FIREBOX CHAMBER

BOILER BRUSH

FLAT STYLE COLUMBIA - SINGLE SPIRAL / SINGLE STEM

Recommended For: Cleaning Columbia Boilers

Brush Size: 1/2" x 1"

Overall Length: 27" or 48"

Filament: Spring Grade Tempered Wire

Construction: Single Spiral / Single Stem



| Item # | Brush Size | Brush Body Length | Fill Diameter | Overall Length | Pack Size | Pack Weight (LBS) |
|--------|------------|-------------------|---------------|----------------|-----------|-------------------|
| 46302 | 1/2" x 1" | 4-1/2" | 0.008" | 27" | 6 | 2.80 |
| 46304 | 1/2" x 1" | 4-1/2" | 0.008" | 48" | 6 | 4.80 |



LIGHT WEIL MCLAIN - SINGLE SPIRAL / SINGLE STEM

Recommended For: Cleaning Weil McLain Boilers

Brush Size: 1-1/2" x 1-1/8"

Overall Length: 30"

Filament: Natural Bristle

Construction: Single Spiral / Single Stem



| Item # | Brush Size | Brush Body Length | Handle Diameter | Handle End Type | Overall Length | Pack Size | Pack Weight (LBS) |
|--------|-----------------|-------------------|-----------------|-----------------|----------------|-----------|-------------------|
| 14467 | 1-1/2" x 1-1/8" | 4" | 0.20" | Wood | 30" | 12 | 2.98 |
| 14477 | 1-1/2" x 1-1/8" | 4" | 0.135" | Wire Ring | 30" | 12 | 1.60 |



CARBON STEEL - WEIL MCLAIN - SINGLE SPIRAL / SINGLE STEM

Recommended For: Cleaning Weil McLain Boilers

Brush Size: 1-1/2" x 1-1/8"

Overall Length: 30" or 46"

Filament: Crimped Carbon Steel

Construction: Single Spiral / Single Stem



| Item # | Brush Size | Brush Body Length | Fill Diameter | Handle Diameter | Handle End Type | Overall Length | Pack Size | Pack Weight (LBS) |
|--------|-----------------|-------------------|---------------|-----------------|-----------------|----------------|-----------|-------------------|
| 14465 | 1-1/2" x 1-1/8" | 4" | 0.006" | 0.20" | Wire Ring | 30" | 6 | 2.23 |
| 14466 | 1-1/2" x 1-1/8" | 4" | 0.006" | 0.25" | Wire Ring | 30" | 6 | 2.27 |
| 14468 | 1-1/2" x 1-1/8" | 4" | 0.006" | 0.25" | Wire Ring | 46" | 6 | 3.13 |
| 14476 | 1-1/2" x 1-1/8" | 4" | 0.006" | 0.135" | Wire Ring | 30" | 6 | 2.00 |





FINE WIRE WEIL MCLAIN - SINGLE SPIRAL / SINGLE STEM

Recommended For: Cleaning Weil McLain boilers

Brush Size: 1-1/2" x 1-1/8"

Overall Length: 30" or 42"

Filament: Straight Fine Wire

Construction: Single Spiral / Single Stem 

| Item # | Brush Size | Brush Body Length | Fill Diameter | Stem Handle Diameter | Handle End Type | Overall Length | Pack Size | Pack Weight (LBS) |
|--------|-----------------|-------------------|---------------|----------------------|-----------------|----------------|-----------|-------------------|
| 14461 | 1-1/2" x 1-1/8" | 2-3/4" | 0.006" | 0.25" | Wire Ring | 30" | 12 | 4.42 |
| 14462 | 1-1/2" x 1-1/8" | 2-3/4" | 0.006" | 0.25" | Wire Ring | 42" | 12 | 4.28 |

AGGRESSIVE LEVEL



FURNACE/RADIATOR BRUSH

FURNACE - RADIATOR BRUSH - WIRE FILLED - SINGLE SPIRAL / SINGLE STEM

Recommended Cleaning: Radiators and furnaces

Brush Diameter: 1/2" to 3"

Overall Length: 42"

Filament: Tempered Wire or Stainless Steel 

Construction: Single Spiral / Single Stem

| Item # | Fill Type | Brush Diameter | Brush Body Length | Fill Diameter | Stem Handle Diameter | Overall Length | Pack Size | Pack Weight (LBS) |
|--------|-----------------|----------------|-------------------|---------------|----------------------|----------------|-----------|-------------------|
| 76252 | Stainless Steel | 1/2" | 4" | 0.006" | 0.19" | 42" | 12 | 5.40 |
| 76253 | Stainless Steel | 3/4" | 4" | 0.007" | 0.19" | 42" | 12 | 5.50 |
| 76254 | Stainless Steel | 1" | 4" | 0.007" | 0.25" | 42" | 12 | 6.00 |
| 76255 | Stainless Steel | 1-1/2" | 4" | 0.008" | 0.25" | 42" | 12 | 6.50 |
| 76256 | Black Temp Wire | 2" | 4" | 0.0128" | 0.25" | 42" | 12 | 6.70 |
| 76257 | Black Temp Wire | 2-1/2" | 4" | 0.0128" | 0.25" | 42" | 12 | 6.90 |
| 76258 | Black Temp Wire | 3" | 4" | 0.014" | 0.25" | 42" | 12 | 7.50 |



FURNACE BRUSH - SINGLE SPIRAL / SINGLE STEM

Recommended Cleaning: Radiators and furnaces

Brush Diameter: 2-1/8"

Overall Length: 48"

Filament: Crimped Brass or Stainless Steel 

Construction: Single Spiral / Single Stem

| Item # | Fill Type | Brush Diameter | Brush Body Length | Fill Diameter | Stem Handle Diameter | Overall Length | Pack Size | Pack Weight (LBS) |
|--------|-----------------|----------------|-------------------|---------------|----------------------|----------------|-----------|-------------------|
| 76200 | Crimped Brass | 2-1/8" | 7" | 0.008" | 0.23" | 48" | 6 | 4.70 |
| 76210 | Stainless Steel | 2-1/8" | 7" | 0.009" | 0.23" | 48" | 6 | 4.70 |





BOILER/FURNACE BRUSH

FOR CLEANING ASH AND SOOT FROM THE FLUE AND INSIDE OF THE BOILER FIREBOX CHAMBER


FURNACE BRUSH - SINGLE SPIRAL / SINGLE STEM

Recommended Cleaning: Furnaces, heaters and radiators

Brush Diameter: 2" to 3"

Overall Length: 27", 42" or 48"

Filament: Horsehair, Horsehair/Poly Blend, Crimped Brass, Stainless Steel, Fiber/Hair Blend, Fiber, or Tampico

Construction: Single Spiral / Single Stem 

| Item # | Fill Material | Brush Diameter | Brush Body Length | Fill Diameter | Stem Handle Diameter | Overall Length | Pack Size | Pack Weight (LBS) |
|--------|----------------------|----------------|-------------------|---------------|----------------------|----------------|-----------|-------------------|
| 76221 | Horsehair | 2" | 7" | ----- | 0.19" | 27" | 12 | 4.00 |
| 76324 | Horsehair | 2-1/2" | 7" | ----- | 0.19" | 27" | 12 | 4.00 |
| 76524 | Horsehair / Poly Mix | 2-1/2" | 7" | ----- | 0.19" | 27" | 12 | 4.00 |
| 76242 | Fiber / Hair | 2" | 6" | ----- | 0.23" | 27" | 12 | 4.00 |
| 76243 | Fiber / Hair | 3" | 6" | ----- | 0.23" | 27" | 12 | 4.80 |
| 76245 | Fiber / Hair | 2" | 6" | ----- | 0.23" | 42" | 12 | 5.40 |
| 76246 | Fiber / Hair | 3" | 6" | ----- | 0.23" | 42" | 12 | 7.60 |
| 76232 | Fiber | 2" | 6" | ----- | 0.23" | 27" | 12 | 4.00 |
| 76233 | Fiber | 3" | 6" | ----- | 0.23" | 27" | 12 | 4.80 |
| 76235 | Fiber | 2" | 6" | ----- | 0.23" | 42" | 12 | 5.40 |
| 76236 | Fiber | 3" | 6" | ----- | 0.23" | 42" | 12 | 7.60 |
| 76200 | Crimped Brass | 2-1/8" | 7" | 0.008" | 0.23" | 48" | 6 | 4.70 |
| 76210 | Stainless Steel | 2-1/8" | 7" | 0.008" | 0.23" | 48" | 6 | 4.70 |
| 76220 | Grey Tampico | 2-1/8" | 7" | ----- | 0.23" | 48" | 6 | 4.70 |



DUSTING BRUSH WITH FLARED TIP

Recommended Cleaning: Dusting debris off heat exchangers, boilers, furnaces, heaters, and radiators

Brush Body Length: 10"

Overall Length: 24"

Filament: Horsehair

Handle: Plastic

| Item # | Fill Material | Brush Body Length | Fill Trim | Overall Length | Pack Size | Pack Weight (LBS) |
|--------|---------------|-------------------|-----------|----------------|-----------|-------------------|
| 76026 | Horsehair | 10" | 2-1/4" | 24" | 12 | 4.40 |



PELLET STOVE BRUSH

POLYPROPYLENE - SINGLE SPIRAL / SINGLE STEM

Recommended Cleaning: Light deposit chimneys; clean 4" round pellet stove pipes

Brush Diameter: 3"-4"

Fitting: Male

Material: Polypropylene

Construction: Single Spiral / Single Stem 

| Item # | Brush Size | Ball Tip | Filament Diameter | Thread Size | Pack Size | Pack Weight (LBS) |
|--------|------------|----------|-------------------|-------------|-----------|-------------------|
| 361281 | 4" | Yes | 0.025" | 5/16" - 18 | 4 | 3.00 |
| 361241 | 4" | None | 0.025" | 1/4" | 4 | 2.90 |
| 36133 | 3" | None | 0.020" | 1/4" | 1 | .14 |
| 36134 | 4" | None | 0.025" | 1/4" | 1 | .18 |



NYLON - SINGLE SPIRAL / SINGLE STEM

Recommended Cleaning: All chimneys where deposits are light; heavy-duty polystyrene ball tip guides brush through offsets and bends

Brush Diameter: 3" to 4"

Fitting: Male

Material: Nylon

Construction: Single Spiral / Single Stem 

| Item # | Brush Size | Filament Diameter | Thread Size | Pack Size | Pack Weight (LBS) |
|--------|------------|-------------------|-------------|-----------|-------------------|
| 361461 | 3" | 0.32" | 1/4" - 20 | 4 | 1.50 |
| 361471 | 4" | 0.32" | 1/4" - 20 | 4 | 1.50 |



PRO-CLEAN HOME CHIMNEY BRUSH

PRO-CLEAN HOME - ROUND - OIL TEMPERED WIRE SINGLE SPIRAL / DOUBLE STEM

Recommended Cleaning: Home chimneys with light deposits; good for homeowners and do-it-yourselfers

Diameter: 5" to 10"

Fitting: 1/4" Male Pipe Thread

Material: Oil Tempered Wire

Construction: Single Spiral / Double Stem 

| Item # | Diameter | Brush Length | Filament Diameter | Spindle Diameter | Pipe Thread | Pack Size | Pack Weight (LBS) |
|--------|----------|--------------|-------------------|------------------|-------------|-----------|-------------------|
| 36405 | 5" | 6" | 0.0286" | 0.345" | 1/4" Male | 1 | 1.70 |
| 36406 | 6" | 6" | 0.0286" | 0.345" | 1/4" Male | 1 | 1.70 |
| 36408 | 8" | 6" | 0.0286" | 0.345" | 1/4" Male | 1 | 1.90 |
| 36410 | 10" | 6" | 0.0286" | 0.345" | 1/4" Male | 1 | 2.30 |





PRO-CLEAN HOME - SQUARE - OIL TEMPERED WIRE SINGLE SPIRAL / DOUBLE STEM

Recommended Cleaning: Home chimneys where deposits are light; good for homeowners and do-it-yourselfers

Brush Size: 7" x 7"

Fitting: 1/4" Male Pipe Thread

Material: Oil Tempered Wire

Construction: Single Spiral / Double Stem



| Item # | Brush Size | Brush Length | Filament Diameter | Spindle Diameter | Pipe Thread | Pack Size | Pack Weight (LBS) |
|--------|------------|--------------|-------------------|------------------|-------------|-----------|-------------------|
| 36507 | 7" x 7" | 6" | 0.0286" | 0.345" | 1/4" Male | 1 | 1.70 |



PRO-CLEAN HOME - RECTANGLE - OIL TEMPERED WIRE SINGLE SPIRAL / DOUBLE STEM

Recommended Cleaning: Home chimneys where deposits are light; good for homeowners and do-it-yourselfers

Brush Size: 7" x 11"

Fitting: 1/4" Male Pipe Thread

Material: Oil Tempered Wire

Construction: Single Spiral / Double Stem



| Item # | Brush Size | Brush Length | Filament Diameter | Spindle Diameter | Pipe Thread | Pack Size | Pack Weight (LBS) |
|--------|------------|--------------|-------------------|------------------|-------------|-----------|-------------------|
| 36532 | 7" x 11" | 6" | 0.0286" | 0.345" | 1/4" Male | 1 | 2.30 |



PRO-CLEAN HOME - ROUND - POLYPROPYLENE SINGLE SPIRAL / DOUBLE STEM

Recommended Cleaning: Home chimneys where deposits are light; recommended for homeowners, use in insulated metal chimneys, stainless steel or metal stove pipes to avoid scratching flue

Diameter: 6" to 8"

Fitting: 1/4" Male Pipe Thread

Material: Polypropylene

Construction: Single Spiral / Double Stem



| Item # | Diameter | Brush Length | Filament Diameter | Spindle Diameter | Pipe Thread | Pack Size | Pack Weight (LBS) |
|--------|----------|--------------|-------------------|------------------|-------------|-----------|-------------------|
| 36166 | 6" | 6" | 0.75" | 0.345" | 1/4" Male | 1 | 1.125 |
| 36176 | 7" | 6" | 0.75" | 0.345" | 1/4" Male | 1 | 1.15 |
| 36186 | 8" | 6" | 0.75" | 0.345" | 1/4" Male | 1 | 1.175 |





PRO-SWEEP CHIMNEY BRUSH

PRO-SWEEP MEDIUM DUTY - ROUND - OIL TEMPERED WIRE SINGLE SPIRAL / DOUBLE STEM

Recommended Cleaning: Designed for professional chimney sweepers for medium to light deposits; withstand normal demands of professional chimney sweepers

Diameter: 6" to 8"

Fitting: 3/8" Male Pipe Thread

Material: Oil Tempered Wire

Construction: Single Spiral / Double Stem



| Item # | Diameter | Brush Length | Filament Diameter | Spindle Diameter | Pipe Thread | Pack Size | Pack Weight (LBS) |
|--------|----------|--------------|-------------------|------------------|-------------|-----------|-------------------|
| 34406 | 6" | 7" | 0.0286" | 0.405" | 3/8" Male | 1 | 1.83 |
| 34408 | 8" | 7" | 0.0286" | 0.405" | 3/8" Male | 1 | 2.17 |



PRO-SWEEP MEDIUM DUTY - ROUND - POLYPROPYLENE SINGLE SPIRAL / DOUBLE STEM

Recommended Cleaning: Designed for professional chimney sweepers for medium to light deposits; recommended for homeowners, use in insulated metal chimneys, stainless steel or metal stove pipes to avoid scratching flue

Diameter: 5" to 10"

Fitting: 3/8" Male Pipe Thread

Material: Polypropylene

Construction: Single Spiral / Double Stem



| Item # | Diameter | Brush Length | Filament Diameter | Spindle Diameter | Pipe Thread | Pack Size | Pack Weight (LBS) |
|--------|----------|--------------|-------------------|------------------|-------------|-----------|-------------------|
| 34605 | 5" | 7" | 0.50" | 0.405" | 3/8" Male | 1 | 1.20 |
| 34606 | 6" | 7" | 0.50" | 0.405" | 3/8" Male | 1 | 1.30 |
| 34608 | 8" | 7" | 0.50" | 0.405" | 3/8" Male | 1 | 1.50 |
| 34610 | 10" | 7" | 0.50" | 0.405" | 3/8" Male | 1 | 1.70 |



PRO-SWEEP HEAVY DUTY - ROUND - OIL TEMPERED WIRE DOUBLE SPIRAL / DOUBLE STEM

Recommended Cleaning: Heavy-duty projects for professional sweepers; recommended for homeowners

Diameter: 5" to 12"

Fitting: 3/8" Male Pipe Thread

Material: Oil Tempered Wire

Construction: Double Spiral / Double Stem



| Item # | Diameter | Brush Length | Filament Diameter | Spindle Diameter | Pipe Thread | Pack Size | Pack Weight (LBS) |
|--------|----------|--------------|-------------------|------------------|-------------|-----------|-------------------|
| 33056 | 5" | 7" | 0.0286" | 0.405" | 3/8" Male | 1 | 1.80 |
| 33066 | 6" | 7" | 0.0286" | 0.405" | 3/8" Male | 1 | 1.90 |
| 33076 | 7" | 7" | 0.0286" | 0.405" | 3/8" Male | 1 | 2.00 |
| 33086 | 8" | 7" | 0.0286" | 0.405" | 3/8" Male | 1 | 2.10 |
| 33106 | 10" | 7" | 0.0286" | 0.405" | 3/8" Male | 1 | 2.60 |
| 33126 | 12" | 7" | 0.0286" | 0.405" | 3/8" Male | 1 | 2.80 |





PRO-SWEEP HEAVY DUTY - SQUARE - OIL TEMPERED WIRE DOUBLE SPIRAL / DOUBLE STEM

Recommended Cleaning: Damaging conditions seen by professional sweepers

Brush Size: 6" x 6" to 12" x 12"

Fitting: 3/8" Male Pipe Thread

Material: Oil Tempered Wire

Construction: Double Spiral / Double Stem 

| Item # | Brush Size | Brush Length | Filament Diameter | Spindle Diameter | Pipe Thread | Pack Size | Pack Weight (LBS) |
|--------|------------|--------------|-------------------|------------------|-------------|-----------|-------------------|
| 33266 | 6" x 6" | 7" | 0.0286" | 0.405" | 3/8" Male | 1 | 2.00 |
| 33277 | 7" x 7" | 7" | 0.0286" | 0.405" | 3/8" Male | 1 | 2.10 |
| 33388 | 8" x 8" | 7" | 0.0286" | 0.405" | 3/8" Male | 1 | 2.40 |
| 33310 | 10" x 10" | 7" | 0.0286" | 0.405" | 3/8" Male | 1 | 2.80 |
| 33312 | 12" x 12" | 7" | 0.0286" | 0.405" | 3/8" Male | 1 | 3.10 |




PRO-SWEEP HEAVY DUTY - RECTANGULAR - OIL TEMPERED WIRE DOUBLE SPIRAL / DOUBLE STEM

Recommended Cleaning: Heavy-duty projects for professional sweepers; recommended for homeowners

Brush Size: 6" x 10" to 12" x 16"

Fitting: 3/8" Male Pipe Thread

Material: Oil Tempered Wire

Construction: Double Spiral / Double Stem 

| Item # | Brush Size | Brush Length | Filament Diameter | Spindle Diameter | Pipe Thread | Pack Size | Pack Weight (LBS) |
|--------|------------|--------------|-------------------|------------------|-------------|-----------|-------------------|
| 33410 | 6" x 10" | 7" | 0.0286" | 0.405" | 3/8" Male | 1 | 2.60 |
| 33411 | 7" x 11" | 7" | 0.0286" | 0.405" | 3/8" Male | 1 | 2.65 |
| 33412 | 8" x 12" | 7" | 0.0286" | 0.405" | 3/8" Male | 1 | 2.70 |
| 33413 | 9" x 13" | 7" | 0.0286" | 0.405" | 3/8" Male | 1 | 2.75 |
| 33415 | 11" x 15" | 7" | 0.0286" | 0.405" | 3/8" Male | 1 | 2.80 |
| 33416 | 12" x 16" | 7" | 0.0286" | 0.405" | 3/8" Male | 1 | 2.85 |



PRO-SWEEP HEAVY DUTY - ROUND - POLYPROPYLENE SINGLE SPIRAL / DOUBLE STEM

Recommended Cleaning: Flues that burn coal, oils or gas where acids deteriorate steel bristles; use in insulated metal chimneys, stainless steel or metal stove pipes to avoid scratching flue

Diameter: 5" to 12"

Fitting: 3/8" Male Pipe Thread

Material: Polypropylene

Construction: Single Spiral / Double Stem 

| Item # | Diameter | Brush Body Length | Filament Diameter | Spindle Diameter | Pipe Thread | Pack Size | Pack Weight (LBS) |
|--------|----------|-------------------|-------------------|------------------|-------------|-----------|-------------------|
| 34805 | 5" | 7" | 0.75" | 0.405" | 3/8" Male | 1 | 1.03 |
| 34806 | 6" | 7" | 0.75" | 0.405" | 3/8" Male | 1 | 1.05 |
| 34807 | 7" | 7" | 0.75" | 0.405" | 3/8" Male | 1 | 1.06 |
| 34808 | 8" | 7" | 0.75" | 0.405" | 3/8" Male | 1 | 1.08 |
| 34809 | 9" | 7" | 0.75" | 0.405" | 3/8" Male | 1 | 1.68 |
| 34810 | 10" | 7" | 0.75" | 0.405" | 3/8" Male | 1 | 1.73 |
| 34812 | 12" | 7" | 0.75" | 0.405" | 3/8" Male | 1 | 1.80 |



PRO-SWEEP FLAT STEEL WIRE - ROUND - SINGLE SPIRAL / DOUBLE STEM

Recommended Cleaning: Designed for professionals to clean from top to bottom of chimney; filament designed to spring back to original shape if pushed past damper

Diameter: 6" to 8"

Fitting: 3/8" Male Pipe Thread

Material: Heavy-Duty Tempered Flat Steel Wire

Construction: Single Spiral / Double Stem



| Item # | Diameter | Brush Body Length | Spindle Diameter | Pipe Thread | Tip | Pack Size | Pack Weight (LBS) |
|--------|----------|-------------------|------------------|-------------|-----------|-----------|-------------------|
| 33606 | 6" | 4" | 0.405" | 3/8" Male | 3/4" Loop | 1 | 1.92 |
| 33608 | 8" | 4" | 0.405" | 3/8" Male | 3/4" Loop | 1 | 2.47 |



PRO-SWEEP FLAT WIRE - SQUARE - OIL TEMPERED WIRE SINGLE SPIRAL / DOUBLE STEM

Recommended Cleaning: Designed for professionals to clean from top to bottom of chimney

Brush Size: 7" x 7" to 12" x 12"

Fitting: 3/8" Male Pipe Thread

Material: Oil Tempered Wire

Construction: Single Spiral / Double Stem



| Item # | Brush Size | Brush Body Length | Spindle Diameter | Pipe Thread | Tip | Pack Size | Pack Weight (LBS) |
|--------|------------|-------------------|------------------|-------------|-----------|-----------|-------------------|
| 33627 | 7" x 7" | 4" | 0.405" | 3/8" Male | 3/4" Loop | 1 | 2.33 |
| 33628 | 8" x 8" | 4" | 0.405" | 3/8" Male | 3/4" Loop | 1 | 2.68 |
| 33632 | 12" x 12" | 4" | 0.405" | 3/8" Male | 3/4" Loop | 1 | 3.90 |



PRO-SWEEP FLAT WIRE - RECTANGLE - OIL TEMPERED WIRE SINGLE SPIRAL / DOUBLE STEM

Recommended Cleaning: Designed for professionals to clean from top to bottom of chimney

Brush Size: 7" x 11" to 12" x 16"

Fitting: 3/8" Male Pipe Thread

Material: Oil Tempered Wire

Construction: Single Spiral / Double Stem



| Item # | Brush Size | Brush Body Length | Spindle Diameter | Pipe Thread | Tip | Pack Size | Pack Weight (LBS) |
|--------|------------|-------------------|------------------|-------------|-----------|-----------|-------------------|
| 33647 | 7" x 11" | 4" | 0.405" | 3/8" Male | 3/4" Loop | 1 | 2.97 |
| 33648 | 8" x 12" | 4" | 0.405" | 3/8" Male | 3/4" Loop | 1 | 3.05 |
| 33652 | 12" x 16" | 4" | 0.405" | 3/8" Male | 3/4" Loop | 1 | 4.5 |





HVAC / REFRIGERATION BRUSHES

OUTSIDE TUBE BRUSH STAINLESS STEEL

Recommended For: Cleaning light deposits outside of tube

OD Refrigeration Size: 5/8" to 7/8"

Construction: Stainless Steel Brush Fill; tough molded plastic holder with comfortable sure grip design

| Item # | Cleans HVAC OD Size | Block Diameter | Filament Diameter | Pack Size | Pack Weight (LBS) |
|---------|---------------------|----------------|-------------------|-----------|-------------------|
| 00966-6 | 5/8" | 1-1/2" | 0.0125" | 6 | 0.24 |
| 00967-6 | 3/4" | 1-7/8" | 0.014" | 6 | 0.48 |
| 00968-6 | 7/8" | 1-7/8" | 0.014" | 6 | 0.48 |

AGGRESSIVE LEVEL

1 2 3 4 5



ACID BRUSH

Recommended For: Applying oil based solvents, glue, paint, and lubricants

Brush Width: 3/8" to 5/8"

Filament: Horsehair

Handle: Tin

| Item # | Description | Fill Type | Brush Width | Overall Length | Pack Size | Pack Weight (LBS) |
|--------|-------------|-----------|-------------|----------------|-----------|-------------------|
| 10001 | #1 | Horsehair | 3/8" | 6" | 144 | 2.14 |
| 10002 | #2 | Horsehair | 1/2" | 6" | 144 | 2.64 |
| 10003 | #3 | Horsehair | 5/8" | 6" | 144 | 3.30 |



DOPE BRUSH

Recommended For: Applying oil based solvents, glue, paint, and lubricants

Brush Width: 3/4"

Filament: Horsehair

Handle: Wood

| Item # | Description | Fill Type | Brush Width | Overall Length | Pack Size | Pack Weight (LBS) |
|--------|-------------|-----------|-------------|----------------|-----------|-------------------|
| 10007 | #7 | Horsehair | 3/4" | 7" | 36 | 1.34 |



NATURAL BRISTLE CHIP BRUSH

Recommended For: Applying flux to copper pipes or mastics to ducts

Brush Width: 1" to 3"

Filament: White Natural Bristle

Handle: Wood - Plain Sanded

| Item # | Brush Width | Brush Trim | Brush Thickness | Overall Length | Pack Size | Pack Weight (LBS) |
|--------|-------------|------------|-----------------|----------------|-----------|-------------------|
| 67192 | 1" | 1-1/2" | 5/16" | 7-1/4" | 36 | 1.44 |
| 67193 | 1-1/2" | 1-1/2" | 5/16" | 7-1/2" | 36 | 1.44 |
| 67194 | 2" | 1-1/2" | 5/16" | 8" | 24 | 1.44 |
| 67195 | 2-1/2" | 1-1/2" | 3/8" | 8" | 24 | 2.40 |
| 67196 | 3" | 1-1/2" | 3/8" | 8" | 24 | 2.40 |





POLYESTER VARNISH BRUSH

Recommended For: Applying flux to copper pipes or mastics to ducts

Brush Width: 2" to 3"

Filament: Polyester Bristle

Handle: Plastic

| Item # | Brush Width | Brush Trim | Brush Thickness | Overall Length | Pack Size | Pack Weight (LBS) |
|--------|-------------|------------|-----------------|----------------|-----------|-------------------|
| 67243 | 2" | 1-3/4" | 5/16" | 7-3/4" | 24 | 1.70 |
| 67244 | 2-1/2" | 1-3/4" | 3/8" | 8" | 12 | 1.25 |
| 67245 | 3" | 1-1/2" | 3/8" | 8" | 12 | 2.40 |



SCRATCH BRUSH

Recommended Use: General cleaning and surface preparation

Filament: Nylon, Brass or Stainless Steel

Handle: Wood or Plastic

| Item # | Fill Type | Filament Diameter | Handle Type | Fill Trim Height | Length x Width Brush Part | Row Fill | Overall Length | Pack Size | Pack Weight (LBS) |
|--------|-----------------|-------------------|-------------|------------------|---------------------------|----------|----------------|-----------|-------------------|
| 25407 | Nylon | 0.015" | Plastic | 1/2" | 1-1/2" x 3/8" | 3 x 7 | 7-1/4" | 36 | 1.50 |
| 81003 | Brass | 0.015" | Wood | 1/2" | 1-1/2" x 3/8" | 3 x 7 | 8" | 36 | 1.70 |
| 25302 | Brass | 0.006" | Wood | 5/8" | 2-7/8" x 3/8" | 2 x 9 | 8-5/8" | 36 | 1.50 |
| 25405 | Brass | 0.005" | Plastic | 1/2" | 1-1/2" x 3/8" | 3 x 7 | 7-1/4" | 36 | 1.50 |
| 81002 | Stainless Steel | 0.005" | Wood | 1/2" | 1-1/2" x 3/8" | 3 x 7 | 8" | 36 | 1.70 |
| 25301 | Stainless Steel | 0.005" | Wood | 5/8" | 2-7/8" x 3/8" | 2 x 9 | 8-5/8" | 36 | 1.50 |
| 25404 | Stainless Steel | 0.005" | Plastic | 1/2" | 1-1/2" x 3/8" | 3 x 7 | 7-1/4" | 36 | 1.50 |
| 25406 | Bronze | 0.006" | Plastic | 1/2" | 7-1/4" x 7/16" | 3 x 7 | 7" | 36 | 1.50 |



25405



81002

REFRIGERATOR COIL CLEANING - SINGLE SPIRAL / SINGLE STEM

Recommended Cleaning: Refrigerator coils, fan blades, and areas under and behind appliances

Filament: Various Types and Sizes

Handle: Wood or Wire with Wood Grip

Construction: Single Spiral / Single Stem



| Item # | Handle Type | Diameter | Brush Length | Stem Diameter | Overall Length | Pack Size | Pack Weight (LBS) |
|--------|---------------------|------------------------|--------------|---------------|----------------|-----------|-------------------|
| 00402 | Wire with Wood Grip | 2" | 6" | 0.200" | 24" | 36 | 1.70 |
| 00405 | Wood | 3/4" tapered to 1-1/2" | 12" | 0.200" | 28" | 36 | 1.70 |
| 00408 | Wire with Wood Grip | 3/4" tapered to 1-1/2" | 12" | 0.200" | 7-1/4" | 36 | 1.50 |



DUSTING BRUSH - LONG HANDLE

Recommended Cleaning: Dusting particles and residue from flat surfaces

Overall Length: 24"

Filament: Horsehair

Handle: Plastic

| Item # | Fill Material | Fill Trim Height | Row Fill | Overall Length | Length x Width Brush Part | Pack Size | Pack Weight (LBS) |
|--------|---------------|------------------|----------|----------------|---------------------------|-----------|-------------------|
| 76026 | Horsehair | 2-1/4" | 1 x 26 | 24" | 10" x 1/4" | 12 | 4.4 |





FIN WISK BRUSH

Recommended For: Cleaning condenser fins and evaporators

Overall Length: 6-1/2"

Filament: Poly

Handle: Plastic

| Item # | Fill Material | Fill Trim Height | Length x Width Brush Part | Row Fill | Overall Length | Pack Size | Pack Weight (LBS) |
|--------|---------------|------------------|---------------------------|----------|----------------|-----------|-------------------|
| 02026 | Poly | 2-1/8" | 3 x 1/4" | 1 x 8 | 6-1/2" | 24 | 1.35 |



EXTENSION RODS - CONDENSER BRUSHES

Recommended For: Extension rods for condenser tube brushes

Length: 2' to 4'

Material: Steel or Aluminum

| Item # | Material | Diameter | Connector Size | Overall Length | Pack Weight (LBS) |
|--------|-------------------|----------|-----------------------|----------------|-------------------|
| 13042 | Steel | 0.162" | 8 - 32 Male / Female | 2' | 0.14 |
| 13044 | Steel | 0.162" | 8 - 32 Male / Female | 4' | 0.52 |
| 13002 | Aluminum | 0.313" | 12 - 24 Male / Female | 2' | 0.17 |
| 13003 | Aluminum | 0.313" | 12 - 24 Male / Female | 3' | 0.25 |
| 13010 | Steel | 0.250" | 14 - 28 Male / Female | 3" | 0.54 |
| 13041 | Aluminum T-Handle | 0.16" | 8-32 Male | 3" | 0.14 |
| 13001 | Aluminum T-Handle | 3/8" | 12-24 Male | 3-3/4" | 0.07 |
| 13000 | Aluminum T-Handle | 3/8" | 14-28 Female | 3-3/4" | 0.07 |



13042 & 13044



13002 & 13010



13041, 13001 & 13000

EXTENSION RODS - FLUE/BOILER BRUSHES

Recommended For: Extension pole for Flue/Boiler Brushes

Length: 2" to 6'

Material: Fiberglass and Galvanized Steel

| Item # | Extension Rods | Diameter | Thread | Overall Length | Pack Size | Pack Weight (LBS) |
|--------|-------------------------------|----------|--|----------------|-----------|-------------------|
| 30624 | Fiberglass | 0.350" | 1/4" Male / Female Pipe Thread | 4' | 24 | 12.0 |
| 30663 | Fiberglass | 0.350" | 1/4" Male/ Female Pipe End | 3' | 25 | 11.0 |
| 30666 | Fiberglass | 0.350" | 1/4" Male / Female Pipe Thread | 6' | 24 | 16.0 |
| 36048 | Fiberglass | 0.440" | 3/8" Female & 3/8" Male | 4' | 25 | 20.0 |
| 36060 | Fiberglass | 0.440" | 3/8" Female & 3/8" Male | 5' | 25 | 23.0 |
| 36112 | Nylon | 0.3125" | 5/16" 18 Male/ Female | 4' | 6 | 2.00 |
| 36118 | PVC | 0.250" | 1/4" 20 Male/ Female | 5' | 20 | 4.90 |
| 36072 | Fiberglass | 0.440" | 3/8" Male / Female Pipe Thread | 6' | 25 | 27.0 |
| 31438 | Twisted Galvanized Steel Wire | 0.305" | 1/4" Male/ Female Pipe End | 4' | 25 | 18.0 |
| 31458 | Twisted Galvanized Steel Wire | 0.305" | 1/4" Male/ Female Pipe End | 6' | ----- | 27.0 |
| 30599 | T-Handle | ----- | 1/4" Female Pipe Thread | 6' 3/8" | ----- | 0.83 |
| 30600 | T-Handle | ----- | 1/4" Female Pipe Thread | 6' 1/2" | ----- | 1.20 |
| 36350 | Pull Ring Loop | ----- | 1/4" Female Pipe Thread | 2" | ----- | 0.27 |
| 36351 | Pull Ring Loop | ----- | 3/8" Female Pipe Thread | 2" | ----- | 0.28 |
| 36352 | Thread Adapter | ----- | 1/4" Female Pipe Thread to 3/8" Female Pipe Thread | 2" | ----- | 0.06 |



30624, 36072, 30663, 36060



31438 & 31458



30599, 36350 & 36352

CHIMNEY NOODLE BRUSH

Recommended Use: Cleaning hard to reach places, flexible construction allows shaft to bend for better maneuverability

Brush Diameter: 2-1/4"

Brush Overall Length: 17"

Filament: Tampico

| Item # | Diameter | Body Length | Overall Length | Pack Size | Pack Weight (LBS) |
|---------|----------|-------------|----------------|-----------|-------------------|
| 76250 I | 2-1/4" | 10" | 17" | 12 | 3.40 |




CHIMNEY BRUSH - EXTENSION ROD

Recommended Use: Extension rods for additional reach, recommended for sure with Schaefer Brush Chimney brushes; connect multiple rods for desired length

Overall Length: 3' to 6'

Material: Fiberglass, Heavy-Duty Fiberglass, Nylon, PVC

| Item # | Extension Rods | Rod Diameter | Pipe Thread | Overall Length | Pack Size | Pack Weight (LBS) |
|--------|-----------------------|--------------|-------------------------|----------------|-----------|-------------------|
| 30663 | Fiberglass | 0.350" | 1/4" Female & 1/4" Male | 3' | 25 | 11.0 |
| 30624 | Fiberglass | 0.350" | 1/4" Female & 1/4" Male | 4' | 24 | 12.0 |
| 30666 | Fiberglass | 0.350" | 1/4" Female & 1/4" Male | 6' | 24 | 16.0 |
| 36048 | Heavy-Duty Fiberglass | 0.440" | 3/8" Female & 3/8" Male | 4' | 25 | 20.0 |
| 36060 | Heavy-Duty Fiberglass | 0.440" | 3/8" Female & 3/8" Male | 5' | 25 | 23.0 |
| 36072 | Heavy-Duty Fiberglass | 0.440" | 3/8" Female & 3/8" Male | 6' | 25 | 27.0 |
| 36112 | Nylon | 0.3125" | 5/16"-18 Male/ Female | 4' | 6 | 2.0 |
| 36118 | PVC | 0.250" | 1/4" - 20 Male/ Female | 5' | 20 | 4.0 |



Fiberglass

Nylon

ADAPTORS AND PULL RINGS - CHIMNEY ACCESSORIES

Recommended Use: Pull Ring attaches to brush providing means for a rope to be used to pull brush through the chimney;

Adaptor available for Pipe Thread Fix 1/4" to 3/8"

| Item # | Type | Description | Overall Length | Pack Size | Pack Weight (LBS) |
|--------|----------------------|--------------|----------------|-----------|-------------------|
| 36350 | Pull Ring | Loop to 1/4" | 1-3/4" | 12 | 0.27 |
| 36351 | Heavy Duty Pull Ring | Loop to 3/8" | 1-3/4" | 12 | 0.28 |
| 36352 | Adaptor | 1/4" to 3/8" | 1-1/2" | 12 | 0.06 |



36350



36352

TWISTED-IN-WIRE BRUSHES

HOW IT'S MADE

Twisted-in-Wire brushes are made by placing filament material between stem wire and twisting it to produce a spiral shape brush. The construction of the brush paired with a particular filament is the key to the versatility of this brush type. Commonly used for cleaning, polishing, removal of burrs and other surface preparation, they are designed to meet a variety of application and abrasion requirements.



Twisted-in-Wire brushes are categorized into three different configurations and include a broad range of filament, tip and end options.



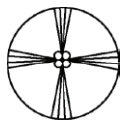
Single Spiral / Single Stem

Brush fill is twisted between two stem wires with a single wire on each side.



Single Spiral / Double Stem

Brush fill is twisted between four stem wires with two wires on each side.



Double Spiral / Double Stem

Brush fill is twisted between four stem wires with two layers of fill. Each layer is perpendicular to the other with a single stem wire in each quadrant.



Twisted End



Vinyl Tip



Blunt End



Turned Tuft

Brush Filament Types

Nylon
Polypropylene
Brass
Stainless Steel
Carbonized Steel
Custom

End Handle Types

Pipe Nipple
Wood Handle
Plastic Handle
Straight Stem

Tip Types

Twisted End
Vinyl Tip
Blunt End
Turned Tuft
Tied Tuft

CUSTOM OPTIONS

Looking for a custom brush for your unique application, but not quite sure where to start? We do. Let's talk.

With more than 100 years of experience in brush manufacturing, we have the engineering skills and manufacturing capacity to create custom brushes for any application. We can consult with you on your needs, then design and manufacture the appropriate brush, or we can manufacture based on your design.

Custom brushes can be designed with aluminum, steel or stainless steel cores, and with any filament type.

Filament types include nylon, polypropylene, polyester, tampico, horse hair, brass, phosphorous bronze, stainless steel, carbon steel and, for metal-back strip brushes, silicon carbide and aluminum oxide.

For more information on custom options, contact Schaefer Brush at **800-347-3501** or visit schaeferbrush.com.

Need larger quantities? We can do that.

We offer bulk ordering and bulk packaging is available. For more information on large-quantity ordering, contact Schaefer Brush at **800-347-3501** or visit schaeferbrush.com.



SCHAEFER BRUSH

QUALITY | SERVICE | INTEGRITY

1101 South Prairie Ave. | Waukesha, WI 53186
schaeferbrush.com | cs@schaeferbrush.com | 800.347.3501

